

9 200m Backstroke Women Final

Official

WC QT World Champs QT

2:11.08













NZR	Open New Zealand Long Course Record	2:09.13	2009-12-15	Melissa Ingram AK
18yr NZR	18 Years New Zealand Long Course Record	2:12.65	2008-07-04	Penelope Marshall AK
17yr NZR	17 Years New Zealand Long Course Records	2:12.31	2013-03-22	Sophia Batchelor CB
15yr NZR	15 Years New Zealand Long Course Record	2:10.87	2019-04-16	Bobbi Gichard CO
14yr NZR	14 Years New Zealand Long Course Records	2:13.60	2021-04-06	Sophia Batchelor CB
13yr NZR	13 Years New Zealand Long Course Records	2:15.61	2013-02-26	Bobbi Gichard CO

Show less

Qualified Heats Summary

Total

Rank	Competitor	Age	Club	RT	WA	Result
1	Godwin Emma 50m: 30.60 200m: 2:12.89 (34.73)	26	Heretaunga Sundevils 100m: 1:04.14 (33.54) 150m: 1:38.16 (34.02)	0.54		2:12.89 Entry: 2:15.01 (-2.12)
2	McCarthy Gina 50m: 31.92 200m: 2:13.43 (33.72)	21	Hamilton Aquatics 100m: 1:05.74 (33.82) 150m: 1:39.71 (33.97)	0.64		2:13.43 Entry: 2:14.79 (-1.36)
3	Gibson Isabelle 50m: 31.86 200m: 2:17.32 (34.69)	17	Club 37 100m: 1:06.55 (34.69) 150m: 1:42.63 (36.08)	0.66		2:17.32 Entry: 2:23.59 (-6.27)
4	Campbell (V) Alice 50m: 31.90 200m: 2:17.88 (36.71)	21	Brisbane Grammar 100m: 1:05.56 (33.66) 150m: 1:41.17 (35.61)	0.64		2:17.88 Entry: 2:18.59 (-0.71)
5	Peebles Liv 50m: 32.44 200m: 2:19.13 (35.57)	17	TBSS Central City S... 100m: 1:07.83 (35.39) 150m: 1:43.56 (35.73)	0.65		2:19.13 Entry: 2:21.92 (-2.79)
6	Shivnan Molly 50m: 32.47 200m: 2:19.61 (36.18)	21	Mt Maunganui Swim... 100m: 1:07.71 (35.24) 150m: 1:43.43 (35.72)	0.61		2:19.61 Entry: 2:19.19 (+0.42)
7	McEwan Talitha 50m: 33.11 200m: 2:21.85 (36.55)	17	Mt Maunganui Swim... 100m: 1:08.83 (35.72) 150m: 1:45.30 (36.47)	0.61		2:21.85 Entry: 2:22.46 (-0.61)
8	McGowan Anna 50m: 33.32 200m: 2:23.57 (36.78)	17	TBSS Central City S... 100m: 1:09.48 (36.16) 150m: 1:46.79 (37.31)	0.77		2:23.57 Entry: 2:23.84 (-0.27)
9	Twose Charlie	18	Coast Swimming Club	0.67		2:24.22 Entry: 2:24.11 (+0.11)

	50m: 33.33 200m: 2:24.22 (36.62)	100m: 1:10.22 (36.89)	150m: 1:47.60 (37.38)		
10	 George Amber	18	 Coast Swimming Club	0.63	2:25.77 Entry: 2:27.02 (-1.25)
	50m: 33.02 200m: 2:25.77 (37.36)	100m: 1:10.54 (37.52)	150m: 1:48.41 (37.87)		
11	 Garbanzo (V) Jessica	20	Brisbane Grammar	0.57	2:26.47 Entry: 2:30.27 (-3.80)
	50m: 33.41 200m: 2:26.47(2:26.47)	100m: 18.96	150m:		
12	 Martin Savannah-eve	17	 Coast Swimming Club	0.63	2:26.61 Entry: 2:27.86 (-1.25)
	50m: 33.43 200m: 2:26.61 (36.62)	100m: 1:11.16 (37.73)	150m: 1:49.99 (38.83)		
13	 Hingston Freya	16	 United Swimming Club	0.70	2:32.79 Entry: 2:33.37 (-0.58)
	50m: 34.77 200m: 2:32.79 (40.39)	100m: 1:12.63 (37.86)	150m: 1:52.40 (39.77)		
14	 Wallace Emma	18	Pukekohe Swimming ...	0.60	2:34.52 Entry: 2:33.26 (+1.26)
	50m: 33.95 200m: 2:34.52 (40.76)	100m: 1:12.38 (38.43)	150m: 1:53.76 (41.38)		
15	 Neal Audrey	15	 Coast Swimming Club	0.79	2:37.19 Entry: 2:39.88 (-2.69)
	50m: 36.31 200m: 2:37.19 (39.28)	100m: 1:16.09 (39.78)	150m: 1:57.91 (41.82)		
16	 Lander Ashley	14	 St Paul's Swimming ...	0.70	2:37.38 Entry: 2:37.29 (+0.09)
	50m: 37.00 200m: 2:37.38 (39.90)	100m: 1:16.89 (39.89)	150m: 1:57.48 (40.59)		